



OZB-A5301



OZB-A5306

Individuality, variety and flexible working through our modular construction system ► Holders

Features

- There are two microscope head holders available for these flexible, modular systems. These brackets are suitable for all stereo microscope stands and universal stands (excluding spring loaded arm), to make focusing possible
- The first variant available is a holder with adjustable handwheel as well as adjustment of the torque for your configuration
- For professional applications you have the choice of a mount with coarse and fine focusing knob for the very best focusing operation
- Diameter of the connector for the microscope head: 76 mm
- Diameter of the connector for the stand: 25 mm

Model	Description	
KERN		
OZB-A5301	Holder with adjustable torque of the hand wheel. Suitable for all universal stands (except of spring loaded arm) and for all basic stands as possible accessories.	
OZB-A5306	Holder with coaxial coarse and fine focusing knob and adjustable torque of the hand wheel. Suitable for all universal stands (except of spring loaded arm) and for all basic stands as possible accessories.	

Stereo microscope modular system – Dust covers KERN OBB-C
































Individuality, variety and flexible working through our modular construction system ► Dust covers

Features

- When working with microscopes, we offer dust covers to give greater ease of use. By using these, you can easily avoid the time-consuming cleaning work which is necessary with routine use of your microscope
- Depending on the size of your microscope set or your microscope configuration you can select between three different models
- Please find detailed information in the following model outfit list



Model	Description	Suitable for	
KERN			
OBB-A1387	Size 1: 485×440 mm	Stereo microscope heads	
OBB-A1388	Size 2: 600×600 mm	Stereo microscope heads in combination with basic stands	
OBB-A1389	Size 3: 650×750 mm	Stereo microscope sets, stereo microscope heads in combination with universal stands	

 360°	360° rotatable microscope head	 FL-LED	Fluorescence illumination for compound microscopes With 3 W LED illumination and filter	 WLAN	WLAN data interface: For transmitting of the picture to a mobile display device
 MONO	Monocular Microscope For the inspection with one eye	 PH	Phase contrast unit For a higher contrast	 HDMI	HDMI digital camera For direct transmitting of the picture to a display device
 BINO	Binocular Microscope For the inspection with both eyes	 DF	Darkfield condenser/unit For a higher contrast due to indirect illumination	 SOFTWARE	PC software To transfer the measurements from the device to a PC.
 TRINO	Trinocular Microscope For the inspection with both eyes and the additional option for the connection of a camera	 POLAR	Polarising unit To polarise the light	 AUTO ATC	Automatic temperature compensation For measurements between 10 °C and 30 °C
 ABBE	Abbe Condenser With high numerical aperture for the concentration and the focusing of light	 INFINITY	Infinity system Infinity corrected optical system	 IP	Protection against dust and water splashes IPxx The type of protection is shown by the pictogram.
 HAL	Halogen illumination For pictures bright and rich in contrast	 ZOOM	Zoom magnification For stereomicroscopes	 BATT	Battery operation Ready for battery operation. The battery type is specified for each device.
 LED	LED illumination Cold, energy saving and especially long-life illumination	 PARALLEL	Parallel optical system For stereomicroscopes, enables fatigue-proof working	 RECHARGE	Battery operation rechargeable Prepared for a rechargeable battery operation
 IL	Incident illumination For non-transparent objects	 SCALE	Integrated scale In the eyepiece	 230 V	Mains adapter 230V/50Hz in standard version for EU. On request GB, AUS or USA version.
 TL	Transmitting illumination For transparent objects	 SD	SD card For data storage	 230 V	Power supply Integrated in balance. 230V/50Hz standard EU. More standards e.g. GB, AUS or USA on request.
 FL	Fluorescence illumination For stereomicroscopes	 USB 2.0	USB 2.0 digital camera For direct transmitting of the picture to a PC	 1 DAY	Package shipment The time required to manufacture the product internally is shown in days in the pictogram.
 FL-HBO	Fluorescence illumination for compound microscopes With 100 W mercury lamp and filter	 USB 3.0	USB 3.0 digital camera For direct transmitting of the picture to a PC		

Abbreviations

C-Mount	Adapter for the connection of a camera to a trinocular microscope	LWD	Long Working Distance	SWF	Super Wide Field (Field number at least Ø 23 mm for 10× eyepiece)
FPS	Frames per second	N.A.	Numerical Aperture	W.D.	Working Distance
H(S)WF	High (Super) Wide Field (Eyepiece with high eye point for wearers of glasses)	SLR Kamera	Single-Lens Reflex camera	WF	Wide Field (Field number up to Ø 22 mm for 10× eyepiece)

Your KERN specialist dealer: